



BALL BEARING SWIVELS

808 Champion Swivels

Designed specifically for underground and overhead cable pulling applications. Can handle all types of utility cables. Precision machined from high-strength stainless steel. Clevis pin is easily replaceable (see ordering information below).

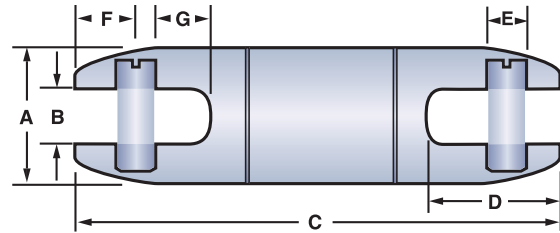
CAUTION: 808 Champion Swivels are to be used for cable stringing or pulling only. 808 Champion Swivels are not to be used for directional drilling.

NOTE: Swivels are not designed to run around bullwheels. Always verify that the swivel size is sized to the pulling harness or grip prior to ordering.

Not Designed for Directional Drilling.



! Not designed to be pulled around bullwheels or sheaves.



Part Number	WORKING LOAD				DIMENSIONS													
	*Underground		** Aerial		A		B		C		D		E		F		G	
	(LBS.)	(N)	(LBS.)	(N)	(IN.)	MM	(IN.)	MM	(IN.)	MM	(IN.)	MM	(IN.)	MM	(IN.)	MM	(IN.)	MM
08017000	600	2,669	360	1,601	5/8	16	.28	7	3.56	90	.80	20	.16	4	.37	9	.34	9
08016000	2,500	11,120	1,500	6,672	7/8	22	.38	10	4.41	112	1.03	26	.31	8	.53	13	.35	9
08016000H***	2,500	11,120	1,500	6,672	7/8	22	.38	10	4.41	112	1.03	26	.31	8	.53	13	.35	9
08080912	5,000	22,241	3,000	13,344	1-1/4	32	.56	14	5.44	138	1.34	34	.37	9	.59	15	.57	14
08080912H***	5,000	22,241	3,000	13,344	1-1/4	32	.56	14	5.44	138	1.34	34	.37	9	.59	15	.57	14
08080913	7,000	31,137	4,200	18,682	1-3/8	35	.56	14	5.25	133	1.31	33	.43	11	.56	14	.54	14
08080913H***	7,000	31,137	4,200	18,682	1-3/8	35	.56	14	5.25	133	1.31	33	.43	11	.56	14	.54	14
08080916	10,000	44,482	6,000	26,689	1-5/8	41	.63	16	6.51	165	1.59	40	.56	14	.78	20	.54	14
08080916H***	10,000	44,482	6,000	26,689	1-5/8	41	.63	16	6.51	165	1.59	40	.56	14	.78	20	.54	14
08080920	15,000	66,723	9,000	40,033	2	51	.75	19	6.99	178	1.78	45	.62	16	.72	18	.75	19
08080920H***	15,000	66,723	9,000	40,033	2	51	.75	19	6.99	178	1.78	45	.62	16	.72	18	.75	19
08080925	25,000	111,205	15,000	66,723	2-1/2	64	1.00	25	10.20	259	2.80	71	.87	22	1.23	31	1.13	29
08080925H***	25,000	111,205	15,000	66,723	2-1/2	64	1.00	25	10.20	259	2.80	71	.87	22	1.23	31	1.13	29
08080930	30,000	133,446	18,000	80,068	3	76	1.31	33	12.04	306	3.56	90	1.12	28	1.38	35	1.60	41

* 3:1 Safety Factor

** 5:1 Safety Factor

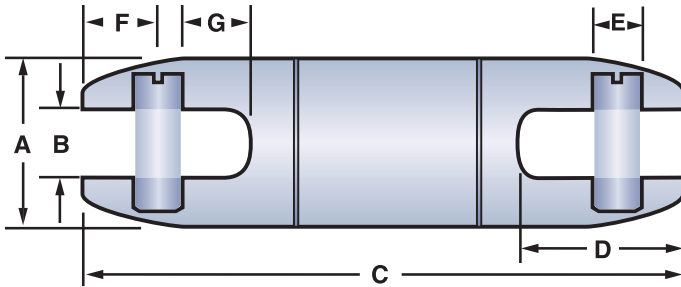
*** Comes standard with hex head clevis pin

Replacement Clevis Pins for 808 Champion Swivels

Part Number	Replacement Part Number, Slotted Pin	Part Number	Replacement Part Number, Hex Pin
08017000	08017016		
08016000	08955408	08016000H	08081065
08080912	08081046	08080912H	08081042
08080913	08081036	08080913H	21000371
08080916	08081026	08080916H	21000381
08080920	08081016	08080920H	21000391
08080925	08081006	08080925H	21000401
08080930	08081053		

821 Champion Swivels

Designed to meet common dimensional specifications, the 821 Champion Swivels are designed for underground and overhead cable pulling applications and can handle all types of utility cable. Precision machined stainless steel. Clevis pin is easily replaceable (see ordering information below).



! Not designed to be pulled around bullwheels or sheaves.

Part Number	WORKING LOAD				DIMENSIONS													
	*Underground		** Aerial		A		B		C		D		E		F		G	
	(LBS.)	(N)	(LBS.)	(N)	(IN.)	MM	(IN.)	MM	(IN.)	MM	(IN.)	MM	(IN.)	MM	(IN.)	MM	(IN.)	MM
08210007	1800	8006	1080	4804	0.875	22	0.31	8	3.09	78	0.84	21	0.31	8	0.38	10	0.31	8
08210012	4000	17792	2400	10675	1.25	32	0.59	15	4.52	115	1.22	31	0.37	9	0.44	11	0.60	15
08210014	7500	33360	4500	20016	1.44	37	0.59	15	5.47	139	1.41	36	0.43	11	0.59	15	0.60	15
08210018	10000	44480	6000	26689	1.88	48	0.75	19	7.07	179	1.86	47	0.62	16	0.80	20	0.76	19

* 3:1 Safety Factor
**5:1 Safety Factor

Replacement Clevis Pins for 821 Champion Swivels

Part Number	Replacement Part Number, Slotted Pin
08210007	08210105
08210012	08210115
08210014	08210125
08210018	08210135

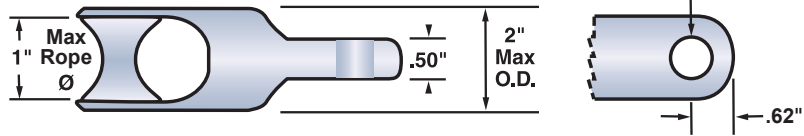




SWIVEL ACCESSORIES

Rope to Swivel Clevis

Used to connect the swivel to rope up to 1" (25 mm) in diameter. To be used with 1 1/4" (32 mm), 1 3/8" (35 mm), 1 5/8" (41 mm) & 2" (51 mm) 808 Champion Swivels. Precision machined stainless steel.

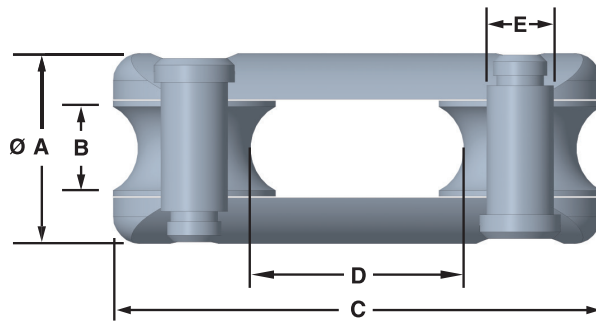


Part Number	Swivel Size		Max O.D.		Load Rating		Replacement Roller	Replacement Pin
	(in)	(mm)	(in)	(mm)	(lbs)	(N)	Part Number	Part Number
08091230	1 1/4-2	32-51	2	51	10,000	44,480	08091221	08091222

Rope to Rope/Grip Clevis

Versatile clevis provides efficient link for several applications. Stainless steel construction. Combinations of sheaves and pins allow the following connections:

- Rope to rope
- Rope to forged eye pulling grip
- Forged eye pulling grip to forged eye pulling grip
- Rope to flexible eye pulling grip



Part Number	FOR MAX ROPE Ø		DIMENSIONS										Replacement Roller Part Number	Replacement Pin Part Number	Load Capacity	
	(IN.)	MM	A (IN.)	A (MM)	B (IN.)	B (MM)	C (IN.)	C (MM)	D (IN.)	D (MM)	E (IN.)	E (MM)			(lbs)	(N)
08091205	1/2	13	1.00	25	0.53	13	2.00	51	0.78	20	0.25	6	08091208	08091206	1,000	4,448
08091200	7/8	22	1.75	44	0.91	23	4.50	114	1.96	50	0.62	16	08091202	08091201	10,000	44,482



SWIVEL ACCESSORIES



SWIVELS & ACCESSORIES

SWIVEL COMPATIBILITY CHART							
Part Number	Swivel Size (in) (mm)		Pulling Eye Size Range			Pulling Harnesses	
			Standard Head Reusable Power Pulling Eyes Cable Size	Fixed Head Innerduct Pulling Eyes (Part Number)	Eye to Eye Connectors Size (Part Number)	Separate Leg Ends	Large Front Link Size (Part Number)
08017000	5/8	16	-	-	-	1/8", 1/4"	-
08016000	7/8	22	-	-	-	1/8", 1/4"	-
08080912	1-1/4	32	1/0 AWG - 250 kcmil	08914110, 08914120, 08914130, 08914140	(3/8") 08050300 (1/2") 08050500	All	(1/8"-08549200) (1/4"-08549230, 08549325, 08569910, 08549326) (1/2"-08549331)
08080913	1-3/8	35	1/0 AWG - 250 kcmil	08914110, 08914120, 08914130, 08914140	(3/8") 08050300	All	(1/8"-08549200) (1/4"-08549230, 08549325, 08569910, 08549326) (1/2"-08549331)
08080916	1-5/8	41	-	-	(3/8") 08050300 (1/2") 08050500	All	(1/8"-08549200) (1/4"-08549230, 08549325, 08569910, 08549326) (1/2"-08549331)
08080920	2	51	350 kcmil - 1,000 kcmil	-	All	All	(1/8"-08549200) (1/4"-08549230, 08549325, 08569910, 08549326) (1/2"-08549331)
08080925	2-1/2	64	1250 kcmil - 3,000 kcmil	-	(1/2") 08050500 (5/8") 08050501	All Cables	All
08080930	3	76	-	-	(1/2") 08050500 (5/8") 08050501	All Cables	All
08210007	7/8	22	-	-	-	1/8", 1/4"	-
08210012	1-1/4	32	1/0 AWG - 250 kcmil	All	(3/8") 08050300 (1/2") 08050500	All	(1/8"-08549200) (1/4"-08549230, 08549325, 08569910, 08549326) (1/2"-08549331)
08210014	1-7/16	37	1/0 AWG - 250 kcmil	All	(3/8") 08050300 (1/2") 08050500	All	(1/8"-08549200) (1/4"-08549230, 08549325, 08569910, 08549326) (1/2"-08549331)
08210018	1-7/8	48	350 kcmil - 1,000 kcmil	-	All	All	(1/8"-08549200) (1/4"-08549230, 08549325, 08569910, 08549326) (3/8"-08549333, 08549329) (1/2"-08549331)





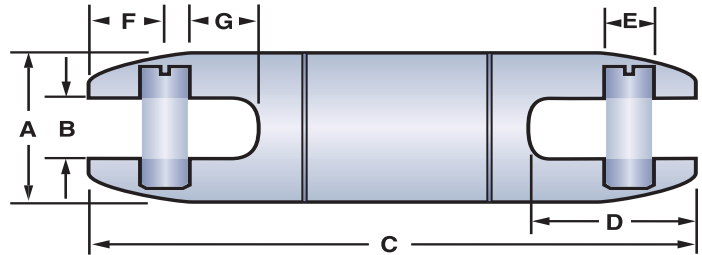
BREAK-AWAY SWIVELS



! The 10% break tolerance zone for pins used in 5/8" (16 mm) and 7/8" (22 mm) diameter break-away swivels is + / - 5% of the nominal break load, called out along with the swivel diameter, in the description of the pin.

Break-Away Swivels

Essential for fiber optic and coaxial cable pulling, these swivels have a break load ranging from 150–1,800 pounds (667–8,006 N) and are designed to separate at ±5% of their rated break load. If the load rating is exceeded, the interior break pin fractures, the swivel separates, and the cable remains undamaged. Break pin is easily replaceable (see ordering information, next page).



NOTE: Swivels are not designed to run around bullwheels.

Part Number	Break Load		DIMENSIONS														
	(LBS.)	(N)	A	B	C	D	E	F	G	(IN.)	MM	(IN.)	MM	(IN.)	MM		
5/8 Swivels	08017300	200	890	5/8	16	.28	7	3.56	90	.80	20	.16	4	.37	9	.34	9
	08017400	250	1,112	5/8	16	.28	7	3.56	90	.80	20	.16	4	.37	9	.34	9
	08016900	450	2,002	5/8	16	.28	7	3.56	90	.80	20	.16	4	.37	9	.34	9
	08017200	600	2,669	5/8	16	.28	7	3.56	90	.80	20	.16	4	.37	9	.34	9
	08017500	650	2,891	5/8	16	.28	7	3.56	90	.80	20	.16	4	.37	9	.34	9
	08017900	750	3,336	5/8	16	.28	7	3.56	90	.80	20	.16	4	.37	9	.34	9
7/8 Swivels	08018100	150	667	7/8	22	.38	10	4.41	112	1.03	26	.31	8	.53	13	.35	9
	08018300	200	890	7/8	22	.38	10	4.41	112	1.03	26	.31	8	.53	13	.35	9
	08018000	250	1,112	7/8	22	.38	10	4.41	112	1.03	26	.31	8	.53	13	.35	9
	08017600	300	1,334	7/8	22	.38	10	4.41	112	1.03	26	.31	8	.53	13	.35	9
	08018400	350	1,557	7/8	22	.38	10	4.41	112	1.03	26	.31	8	.53	13	.35	9
	08075300	400	1,779	7/8	22	.38	10	4.41	112	1.03	26	.31	8	.53	13	.35	9
	08015800	450	2,002	7/8	22	.38	10	4.41	112	1.03	26	.31	8	.53	13	.35	9
	08076500	500	2,224	7/8	22	.38	10	4.41	112	1.03	26	.31	8	.53	13	.35	9
	08018500	550	2,446	7/8	22	.38	10	4.41	112	1.03	26	.31	8	.53	13	.35	9
	08015000	600	2,669	7/8	22	.38	10	4.41	112	1.03	26	.31	8	.53	13	.35	9
	08018600	650	2,891	7/8	22	.38	10	4.41	112	1.03	26	.31	8	.53	13	.35	9
	08076000	700	3,114	7/8	22	.38	10	4.41	112	1.03	26	.31	8	.53	13	.35	9
	08075500	750	3,336	7/8	22	.38	10	4.41	112	1.03	26	.31	8	.53	13	.35	9
	08018700	800	3,558	7/8	22	.38	10	4.41	112	1.03	26	.31	8	.53	13	.35	9
	08018800	850	3,781	7/8	22	.38	10	4.41	112	1.03	26	.31	8	.53	13	.35	9
	08076600	900	4,003	7/8	22	.38	10	4.41	112	1.03	26	.31	8	.53	13	.35	9
	08015700	1,000	4,448	7/8	22	.38	10	4.41	112	1.03	26	.31	8	.53	13	.35	9
	08018900	1,100	4,893	7/8	22	.38	10	4.41	112	1.03	26	.31	8	.53	13	.35	9
	08015200	1,200	5,338	7/8	22	.38	10	4.41	112	1.03	26	.31	8	.53	13	.35	9
	08019100	1,300	5,782	7/8	22	.38	10	4.41	112	1.03	26	.31	8	.53	13	.35	9
08074600	1,400	6,227	7/8	22	.38	10	4.41	112	1.03	26	.31	8	.53	13	.35	9	
08076900	1,500	6,672	7/8	22	.38	10	4.41	112	1.03	26	.31	8	.53	13	.35	9	
08019200	1,600	7,117	7/8	22	.38	10	4.41	112	1.03	26	.31	8	.53	13	.35	9	
08019300	1,700	7,562	7/8	22	.38	10	4.41	112	1.03	26	.31	8	.53	13	.35	9	
08017700	1,800	8,006	7/8	22	.38	10	4.41	112	1.03	26	.31	8	.53	13	.35	9	




BREAK-AWAY SWIVELS



Replacement Pins

Break pins for Condux Break-Away Swivels are easy to order and ready to ship.



Externally Threaded Head

Break Pin

Bearings

Body

Internally Threaded Head

REPLACEMENT PINS				
	Part Number	Break Load		Pin Color
		(LBS.)	(N)	
5/8 Swivels	08017306	200	890	Green/ Black
	08017406	250	1,112	Blue/White
	08016905	450	2,002	Blue/Yellow
	08017205	600	2,669	Orange/Black
	08017505	650	2,891	Brown/White
	08017905	750	3,336	Orange/Violet
7/8 Swivels	08018106	150	667	White
	08018306	200	890	Green
	08018006	250	1,112	Blue
	08017606	300	1,334	Brown
	08018405	350	1,557	Black/Green
	08075305	400	1,779	Blue/Black
	08015805	450	2,002	Blue/Yellow
	08076505	500	2,224	Orange/Red
	08018505	550	2,446	Blue/Green
	08015005	600	2,669	Orange/Black
	08018605	650	2,891	Slate/Green
	08076005	700	3,114	Orange/White
	08075505	750	3,336	Orange/Violet
	08018705	800	3,558	Red/Yellow
	08018805	850	3,781	Black/Yellow
	08076605	900	4,003	Orange/Yellow
	08015705	1,000	4,448	Green/White
	08018905	1,100	4,893	White/Yellow
	08015205	1,200	5,338	Brown/White
	08019105	1,300	5,782	Brown/Yellow
08074605	1,400	6,227	Green/Red	
08076905	1,500	6,672	Green/Yellow	
08019205	1,600	7,117	Black/White	
08019305	1,700	7,562	Red/White	
08017705	1,800	8,006	Brown/Black	





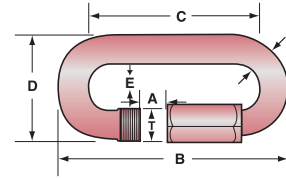
PULLING ACCESSORIES

SWIVELS & ACCESSORIES

Threaded Chain Connectors

Offers a quick and easy way to connect pulling eyes or swivels to winch lines, harnesses or rope. To close, simply screw the nut onto the threaded end. Connectors are reusable.

Note: To be used for cable stringing or pulling only.



Part Number	Working Load Limit		Stock Diameter (S)		Threaded Shaft (T)		Opening Width (A)		Length (B)		Inside Length (C)		Width (D)		Inside Width (E)	
	(LBS.)	(N)	(IN)	(MM)	(IN)	(MM)	(IN)	(MM)	(IN)	(MM)	(IN)	(MM)	(IN)	(MM)	(IN)	(MM)
08581212	200	890	0.125	3.2	0.20	5	0.375	9.5	1.813	46.0	1.563	40	0.79	20	.37	9.4
08581218	550	2,446	0.188	4.8	0.27	7	0.500	12.7	2.438	61.9	2.063	52	1.06	27	.54	13.7
08581225	770	3,425	0.250	6.4	0.35	9	0.563	14.3	2.750	69.9	2.313	59	1.17	30	.52	13.2
08581231	1,430	6,361	0.313	7.9	0.43	11	0.688	17.5	3.438	87.3	2.813	71	1.57	40	.69	17.5
08581237	1,760	7,828	0.375	9.5	0.47	12	0.750	19.1	3.750	95.3	3.000	76	1.68	43	.74	18.8
08581250	2,755	12,254	0.500	12.7	0.60	15	0.938	23.8	4.875	123.8	3.938	100	2.16	55	.89	22.6
08581256	4,410	19,616	0.563	14.3	0.67	17	1.063	27.0	5.563	141.3	4.500	114	2.39	61	1.00	25.4
08581262	5,510	24,508	0.625	15.9	0.74	19	1.125	28.6	6.313	160.3	5.063	129	2.73	69	1.13	28.7
08581268	6,615	29,424	0.688	17.5	0.86	22	1.250	31.8	6.938	176.2	5.500	140	3.04	77	1.20	30.5
08581278	7,935	35,295	0.781	19.8	0.93	24	1.375	34.9	7.813	198.4	6.250	159	3.33	85	1.34	34.0

THREADED CHAIN CONNECTOR COMPATIBILITY CHART

Chain Connector Part Number	Size (in) (mm)		Pulling Eye Size Range		Pulling Harnesses		
			Standard Head Reusable Power Pulling Eyes Cable Size	Fixed Head Innerduct Pulling Eyes	Eye to Eye Connectors Size	Separate Leg Ends	Large Front Link Size
08581212	1/8	3	-	-	-	1/8", 1/4"	-
08581218	3/16	5	1/0 - 500 kcmil	All	3/8" (10 mm)	1/8", 1/4", 3/8"	1/8" (3 mm)
08581225	1/4	6	1/0 - 500 kcmil	All	3/8" (10 mm), 1/2" (13 mm)	1/8", 1/4", 3/8"	1/8" (3 mm)
08581231	5/16	8	600 kcmil - 1000 kcmil	All	All	All Cable	1/8" (3 mm), 3 x 1/4" (6 mm), 2 x 1/2" (13 mm), Chain
08581237	3/8	10	-	All	All	All Cable	1/8" (3 mm), 3 & 4 x 3/8" (10 mm), 2 x 1/2" (13 mm), Chain
08581250	1/2	13	1,250 kcmil - 2,000 kcmil	-	All	All	All
08581256	9/16	14	2,000 - 3,000 kcmil	-	All	All	All
08581262	5/8	16	2,500 - 3,000 kcmil	-	All	All	All
08581268	11/16	17	-	-	All	All	All
08581278	7/8	22	-	-	All	All	All

Eye to Eye Connectors

Light duty winch line pulling connector drop forged from C-1035 steel. Hot dip galvanized.



Part Number	Size		Working Load	
	(IN)	(MM)	(LBS)	(N)
08050300	3/8	10	2,200	9,786
08050500	1/2	13	3,600	16,013
08050501	5/8	16	5,200	23,130

NOTE: To be used for cable stringing or pulling only.




PULLING ACCESSORIES



SWIVELS & ACCESSORIES

Multiple Pulling Harness

Allows staggered attachment to cable or innerduct when pulling through conduit systems or during directional drilling pull-back operations. Note: 10 & 12 Way 3/8" (10 mm) harnesses only have a single stagger. All other harnesses are sequentially staggered.



3 Way 1/2" Cable



4 Way 3/8" Cable

Part Number	Description	Working Load Per Leg		Working Load Combined		Max Width (A)		Separation Between Legs (B)		Lead Ring Diameter (C)	
		(LBS.)	(N)	(LBS.)	(N)	(IN)	(MM)	(IN)	(MM)	(IN)	(MM)
08549200	3 Way 1/8" (3 mm) Cable	660	2,936	1,800	8,009	2.25	57	14	356	.37	9
08549230	3 Way 1/4" (6 mm) Cable	1,170	5,204	3,000	13,345	1.63	41	14	356	.37	9
08549325	4 Way 1/4" (6 mm) Cable	1,170	5,204	3,000	13,345	1.63	41	14	356	.37	9
08569910	5 Way 1/4" (6 mm) Cable	1,170	5,204	3,000	13,345	1.63	41	14	356	.37	9
08549326	6 Way 1/4" (6 mm) Cable	1,170	5,204	3,000	13,345	1.63	41	14	356	.37	9
08549333	3 Way 3/8" (10 mm) Cable	4,800	21,351	9,000	40,032	2.63	67	10	254	.62	16
08549329	4 Way 3/8" (10 mm) Cable	4,800	21,351	9,000	40,032	2.63	67	10	254	.62	16
08549330	10 Way 3/8" (10 mm) Cable	2,400	10,676	6,000	26,689	4.50	114	6	152	.75	19
08549334	12 Way 3/8" (10 mm) Cable	2,400	10,676	6,000	26,689	4.50	114	6	152	.75	19
08549331	2 Way 1/2" (13 mm) Cable	8,000	35,586	8,000	35,586	2.50	64	12	305	.50	13
08549332	3 Way 1/2" (13 mm) Cable	8,000	35,586	15,000	66,720	3.75	95	12	305	.87	22
08549340	4 Way 1/2" (13 mm) Cable	8,000	35,586	15,000	66,720	3.75	95	12	305	.87	22

! See Swivel Compatibility Chart on page 37 to match up your multiple pulling harness with your swivels.

Multiple Pulling Harness for Micro Duct Installation

Six leg harness with swivel and 3-inch separation between legs for installing micro duct into existing innerduct.

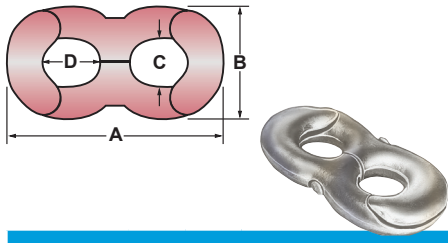


Part Number	Description	Load Rating
08549350	Multiple Pulling Harness	550 lbs (2,446 N)

Figure 8 Swing Links

For quick connections to winch line or pulling harnesses.

Note: To be used for cable stringing or pulling only.



Part Number	Size		Working Load		Length (A)		Width (B)		Eye ID (C)		Eye ID (D)	
	(IN)	(MM)	(LBS.)	(N)	(IN)	(MM)	(IN)	(MM)	(IN)	(MM)	(IN)	(MM)
08580825	1/4	6	1,000	4,448	1.94	49	.94	24	.38	10	.50	13
08580837	3/8	10	1,700	7,561	2.90	74	1.31	33	.50	13	.63	16
08580850	1/2	13	6,000	26,689	3.25	83	1.63	41	.69	18	.75	19
08580875	3/4"	19	10,000	44,482	5.00	127	2.50	64	.94	24	1.13	29
08580899	1	25	22,000	97,860	6.50	165	3.25	83	1.25	32	1.50	38

SWING LINK COMPATIBILITY CHART							
Swing Link Part Number	Size (in) (mm)		Pulling Eye Size Range		Eye to Eye Connectors Size	Pulling Harnesses	
			Standard Head Reusable Power Pulling Eyes Cable Size			Separate Leg Ends	Large Front Link Size
08580825	1/4	6	-		-	1/8" (3 mm), 1/4" (6 mm)	-
08580837	3/8	10	1/0 AWG - 250 kcmil		3/8" (10 mm)	1/8" (3 mm), 1/4" (6 mm), 3/8" (10 mm), Chain	-
08580850	1/2	13	350 kcmil - 1,000 kcmil		3/8" (10 mm), 1/2" (13 mm)	All Cable	2 x 1/2" (13 mm)
08580875	3/4"	19	1250 kcmil - 2000 kcmil		All	All Cable	1/8" (3 mm), 1/4" (6 mm), 3/8" (10 mm), 2 x 1/2" (13 mm), Chain
08580899	1	25	-		1/2" (13 mm), 5/8" (16 mm)	All Cable	All





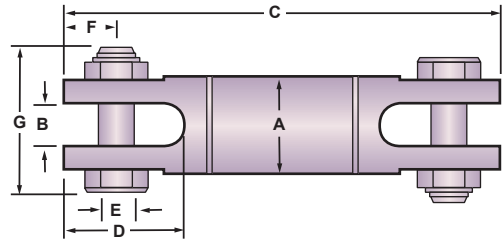
DIRECTIONAL DRILLING SWIVELS

819 D.Drill Directional Drilling Swivels

Designed specifically for directional drilling, the Condux 819 D.Drill Swivels prevent boring equipments' rotational torque from interfering with the product (cable or conduit) being pulled. The D.Drill Swivels are greasable and double sealed to keep contaminants out. Clevis pins with hex nuts allow for installation and removal from either side of the swivel. Condux Directional Drilling Swivels feature a 90 day warranty.

CAUTION: To be used for directional drilling only.

CAUTION: Condux requires the use of a calcium based lubricant only. Other lubricants may have adverse reactions when exposed to bentonite products. Condux requires that the swivels be greased after each use to purge any contaminants that may have penetrated past the seals into the swivel while boring. See page 43 for calcium based lubricants.



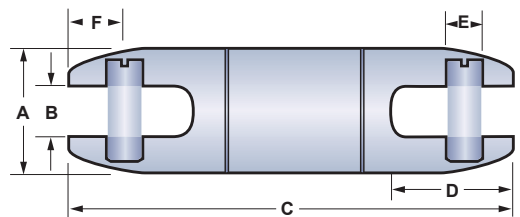
Part Number	Working Load				A		B		C		D		E		F		G	
	(LBS)	(N)	(LBS)	(N)	(IN)	(MM)	(IN)	(MM)	(IN)	(MM)	(IN)	(MM)	(IN)	(MM)	(IN)	(MM)	(IN)	(MM)
08190016	8,500	37,808	2,800	12,454	1-5/8"	41	.63	16	6.86	174	1.59	40	.56	14	.78	20	2.36	60
08190020	10,000	44,480	3,300	14,678	2"	51	.75	19	7.86	200	1.81	46	.63	16	.75	19	2.89	73
08190025	20,000	88,960	6,600	29,357	2-1/2"	64	1.00	25	10.94	278	2.84	72	.88	22	1.25	32	3.67	93
08190030	30,000	133,440	10,000	44,480	3"	76	1.31	33	12.77	324	3.56	90	1.13	29	1.38	35	4.50	114
08190040	45,000	200,160	15,000	66,720	4"	102	1.63	41	15.25	387	4.00	102	1.25	32	1.88	48	5.58	142
08190045	60,000	266,880	20,000	88,960	4-5/8"	117	1.75	44	17.48	444	4.63	118	1.50	38	2.13	54	6.31	160
08190060	90,000	400,320	30,000	133,440	6"	152	2.00	51	18.27	464	4.50	114	1.75	44	2.19	56	6.59	167
08190080	120,000	533,760	40,000	177,920	7-3/4"	197	2.25	57	21.72	552	5.25	133	2.00	51	2.50	64	8.25	210

400 D.Drill® Directional Drilling Swivels

Designed specifically for directional drilling, the Condux 400 D.Drill Swivels prevent boring equipments' rotational torque from interfering with the product (cable or conduit) being pulled. The D.Drill Swivels are greasable and double sealed to keep contaminants out. Condux Directional Drilling Swivels feature a 90 day warranty.

CAUTION: To be used for directional drilling and underground cable installation only.

CAUTION: Condux requires the use of a calcium based lubricant only. Other lubricants may have adverse reactions when exposed to bentonite products. Condux requires that the swivels be greased after each use to purge any contaminants that may have penetrated past the seals into the swivel while boring.



Part Number	Working Load				A		B		C		D		E		F	
	(LBS)	(N)	(LBS)	(N)	(IN)	(MM)	(IN)	(MM)	(IN)	(MM)	(IN)	(MM)	(IN)	(MM)	(IN)	(MM)
08190408	1,800	6,588	595	2,177	7/8"	22	.38	10	4.83	123	1.03	26	.31	8	.53	13
08190412	4,000	14,641	1,300	4,758	1-1/4"	32	.56	14	6.57	167	1.34	34	.37	9	.59	15
08190416	8,500	37,808	2,800	12,454	1-5/8"	41	.63	16	7.22	183	1.59	40	.56	14	.78	20
08190421	10,000	44,480	3,300	14,678	2"	51	.75	19	8.68	220	2.00	51	.62	16	.82	21
08190426	20,000	88,960	6,600	29,357	2-1/2"	64	1.00	25	11.44	291	2.80	71	.87	22	1.23	31
08190431	30,000	133,440	10,000	44,480	3"	76	1.31	33	13.27	337	3.56	90	1.12	28	1.38	35



DIRECTIONAL DRILLING SWIVELS



819 D.Drill® Replacement Parts

Part Number	Clevis Pin	Locking Nut
08190016	08190104	02250500
08190020	08190114	02250600
08190025	08190124	02250700
08190030	08190134	02250800
08190040	08190154	02263000
08190045	08190144	02250900
08190060	08190164	02251000
08190080	08190167	02279000



400 D.Drill® Replacement Parts

Part Number	Clevis Pin
08190408	08081065
08190412	08081042
08190416	21000381
08190421	08190542
08190426	08190547
08190431	08190552



D.Drill® Grease

Specially formulated for use in a bentonite clay environment. This is an extreme pressure multiservice lubricant designed to give outstanding performance in directional drilling/boring applications. Manufactured from the highest quality petroleum oil and thickened with a unique calcium complex soap. This thickener resists breakdown caused by bentonite, which is common with lithium based lubricants. Packaged in cartridges to fit a standard grease gun.

Part Number	Description
08190007	Directional Drilling Grease (1 Cartridge)



SWIVELS & ACCESSORIES





DIRECTIONAL DRILLING SWIVELS

Break-Away Swivels for Directional Drilling

Avoid overstressing cable or conduit being pulled in during directional drilling operations. The Condux Break-Away Swivels for directional drilling are designed exclusively to provide both the swivel and the break link for product pull-back. Eliminate the use of two or more components and shorten the gap between the reamer and pulling eye. No need to use "weak link" pipe sections or wire when using the Condux Break-Away Swivel.

Six different diameter swivels are available to accommodate various pulling needs. Break loads range from 1,200 lbs. (5,338 N) to 40,000 lbs. (111,250 N) and are designed to separate at +8/-2% of their rated break load. Order Replacement Pins as needed.

NOTE: D.Drill Swivels come with a 90 day limited warranty.

Condux Break-Away DDrill® Swivels are designed for use when directional drilling; however, they may be used in other applications where the swivel, product and pulling medium are segregated from personnel and a break would remain contained (a pipe or bore hole).

WARNING: Use in any manner other than that described above could result in severe personal injury or death.



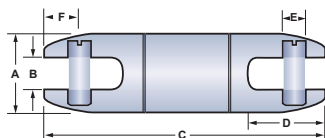
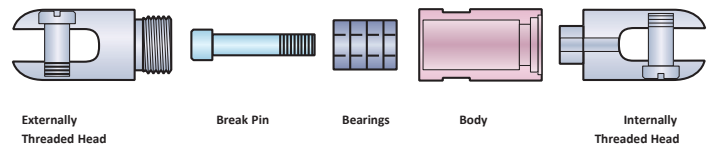
Break-Away D.Drill® Swivel
1-1/4"-1-5/8" (32 mm - 41 mm)



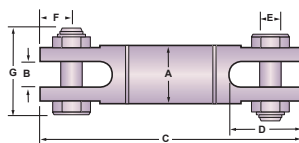
Break-Away D.Drill® Swivel
2"-4" (51 mm - 102 mm)

Part Number	Break Load		Replacement Pin	
	(LBS.)	(N)	Part Number	Color
1-1/4" Swivel (32 mm)				
08021210	1,200	5,338	08021215	Brown/White
08021280	1,500	6,672	08021285	Green/Yellow
08021220	1,900	8,451	08021225	Violet/Black
08021230	2,000	8,896	08021235	Slate/White
08021240	2,500	11,120	08021245	Violet/Green
08021250	3,000	13,344	08021255	Slate/Red
08021260	3,400	15,123	08021265	Blue/Yellow
08021270	4,000	17,792	08021275	Red/Yellow
1-5/8" Swivel (41 mm)				
08021610	4,500	20,017	08021615	Slate/Yellow
08021620	5,000	22,241	08021625	Orange/Blue
08021630	5,500	24,465	08021635	Brown/Green
08021640	6,000	26,689	08021645	Blue/Brown
08021650	6,500	28,913	08021655	Red/Blue
08021660	7,000	31,136	08024505	Orange
08021670	7,500	33,360	08025505	Blue
08021680	8,000	35,584	08027905	Yellow
08021690	8,500	37,808	08028405	Slate

Part Number	Break Load		Replacement Pin	
	(LBS.)	(N)	Part Number	Color
2" Swivel (51 mm)				
08029200	9,000	40,032	08029205	Red
08029400	10,000	44,480	08029405	Green
2-1/2" Swivel (64 mm)				
08029600	12,000	53,376	08029605	White
08029700	14,000	62,272	08029705	Brown
3" Swivel (76 mm)				
08075600	18,500	82,288	08029720	Black
08075800	22,000	97,856	08075805	Yellow
08075820	25,000	111,250	08075825	Blue
4" Swivel (102 mm)				
08075940	40,000	177,928	08075945	Orange



Use these dimensions when ordering the 1-1/4" (32 mm), and the 1-5/8" (41 mm) swivels.



Use these dimensions when ordering the 2" (51 mm), the 2-1/2" (64 mm), the 3" (76 mm), and the 4" (102 mm) swivels.

Break-Away Swivel Dimensions

	A		B		C		D		E		F		G	
	(IN)	(MM)	(IN)	(MM)	(IN)	(MM)	(IN)	(MM)	(IN)	(MM)	(IN)	(MM)	(IN)	(MM)
1-1/4	.32	.56	.14	6.57	.167	1.34	.34	.37	.09	.59	.15	-	-	-
1-5/8	.41	.63	.16	7.22	.183	1.59	.40	.56	.14	.78	.20	-	-	-
2	.51	.75	.19	7.86	.200	1.81	.46	.63	.16	.75	.19	2.89	.73	-
2-1/2	.64	1.00	.25	10.94	.278	2.84	.72	.88	.22	1.25	.32	3.67	.93	-
3	.76	1.31	.33	12.77	.324	3.56	.90	1.13	.29	1.38	.35	4.50	1.14	-
4	1.02	1.63	.41	15.25	.387	4.00	1.02	1.25	.32	1.88	.48	5.58	1.42	-



DIRECTIONAL DRILLING SWIVELS



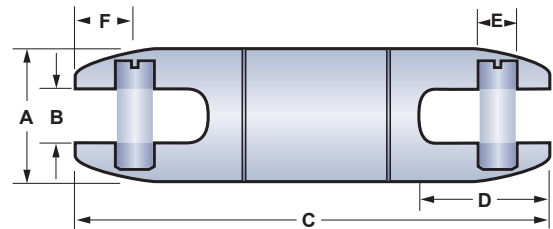
7/8" (22 mm) Break-Away Swivels for Directional Drilling

Avoid overstressing cable or conduit being pulled in during directional drilling operations. The Condux 7/8" (22 mm) Break-Away Swivel for directional drilling is designed exclusively to provide both the swivel and the break link for product pull-back. Eliminate the use of two or more components and shorten the gap between the reamer and pulling eye. No need to use "weak link" pipe sections or wire when using the 7/8" (22 mm) Condux Break-Away Swivel.

This swivel is available to accommodate various pulling needs. Break loads range from 150 lbs. (667 N) to 1,800 lbs. (8,006 N) and are designed to separate at ±5% of their rated break load. Order Replacement Pins as needed.

NOTE: D.Drill Swivels come with a 90 day limited warranty.

***WARNING:** This swivel is to be used while Directional Drilling only— Severe personal injury could result if used with rope or steel winch lines in cable pulling applications.



7/8" Break-Away Swivel Dimensions											
A		B		C		D		E		F	
(IN)	(MM)	(IN)	(MM)	(IN)	(MM)	(IN)	(MM)	(IN)	(MM)	(IN)	(MM)
7/8	22	.38	10	4.83	123	1.03	26	.31	8	.53	13

Part Number	Break Load		Replacement Pin	
	(LBS.)	(N)	Part Number	Color
7/8" Swivel (22 mm)				
08021015	150	667	08018106	White
08021020	200	890	08018306	Green
08021025	250	1,112	08018006	Blue
08021030	300	1,334	08017606	Brown
08021035	350	1,557	08018405	Black/Green
08021040	400	1,779	08075305	Blue/Black
08021045	450	2,002	08015805	Blue/Yellow
08021050	500	2,224	08076505	Orange/Red
08021055	550	2,446	08018505	Blue/Green
08021060	600	2,669	08015005	Orange/Black
08021065	650	2,891	08018605	Slate/Green
08021070	700	3,114	08076005	Orange/White

Part Number	Break Load		Replacement Pin	
	(LBS.)	(N)	Part Number	Color
7/8" Swivel (22 mm) continued				
08021075	750	3,336	08075505	Orange/Violet
08021080	800	3,559	08018705	Red/Yellow
08021085	850	3,781	08018805	Black/Yellow
08021090	900	4,003	08076605	Orange/Yellow
08021100	1,000	4,448	08015705	Green/White
08021110	1,100	4,893	08018905	White/Yellow
08021120	1,200	5,338	08015205	Brown/White
08021130	1,300	5,782	08019105	Brown/Yellow
08021140	1,400	6,227	08074605	Green/Red
08021150	1,500	6,672	08076905	Green/Yellow
08021160	1,600	7,117	08019205	Black/White
08021170	1,700	7,562	08019305	Red/White
08021180	1,800	8,006	08017705	Brown/Black

